

SE Series Tube Squaring Machines



Interchangeable machining heads: easy set-up for different diameters

Interchangeable carbide inserts with different coatings

Precise feed set-up with indexed barrel

The OD mount tube squaring machine is clamped onto the OD diameter of the tube with clamping collets. One collet is necessary for every different diameter which enables a perfect concentric clamping. No deformation of tubes, even for the thinnest ones.

Modular design, portable and lightweight for several different applications in many industries such as:

- » High Purity:
- » Semi-conductors
- » Pharmaceuticals
- » Clean Rooms
- » Food Processing
- » Aerospace
- » Shipbuilding
- » Nuclear
- » Oil and Gas
- » Cryogenics
- » Defence
- » Green Energies
- » Chemicals

OD Mounted

SE25 Tube Squaring Machine


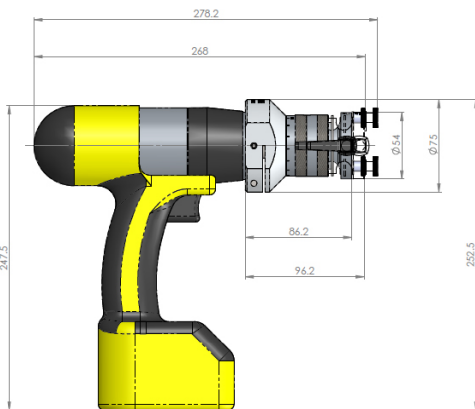
Standard Capacity: 3mm - 25,4mm (0.118"-1")



The OD Mounted Facing machine SE25 clamps on the outside \varnothing of the tube with clamping collets. One collet per \varnothing is necessary. No distortion of the tubes, even for the thinnest ones. Powered: Electrically or with cordless electric drive. The tube facing machine SE25 can be mounted onto a bench support.

Beveling	Squaring	Counter-boring	Cut to length	Weld Joint Removal	Coating Removal	Saddles	Surfacing
✓	✓	✗	✓	✗	✗	✗	✗


OD Mounted



Dimensions

Advantages:

- Portable
- Powerful Machining Equipment
- Easy and Safe use for the Operators
- No Heat Affected Zone
- High Accuracy
- Fast and easy mounting
- Perfect and repeatable welding preparation
- Adapted for works in tight spaces
- The machine can be used in all positions: vertical, horizontal, over head
- The Tool-Inserts can be changed and adjusted very quickly
- Smooth and Burr-Free Surface Finish
- No vibration during the machining process



SE25 Tube Squaring Machine

Technical Features:

Specific shapes & angles	I and V
Clamping	Manual
Feed stroke	10 mm (0.394")
Gear drive	1. Level 0 - 425 rpm 2. Level 0 - 1200 rpm 3. Level 0 - 1800 rpm
Electrical or Cordless drive	110 V (1500 W) or 220 V (1050 W)

Order No.	Description
SE25-1020	Tube Squaring Machine PROTEM SE25 for Ø 0.118"-1" (3mm-25.4mm) with cordless drive 220V.
SE25-1030	Tube Squaring Machine PROTEM SE25 for Ø 0.118"-1" (3mm-25.4mm) with electric drive 220V.
SE25-1040	Tube Squaring Machine PROTEM SE25 for Ø 0.118"-1" (3mm-25.4mm) with cordless drive 110V.
SE25-1050	Tube Squaring Machine PROTEM SE25 for Ø 0.118"-1" (3mm-25.4mm) with electric drive 110V.

Applications:



OD Mounted

SE65 High Purity Tube Squaring Machine

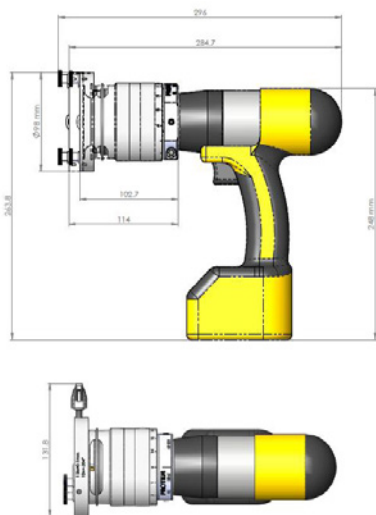
Standard Capacity: 12,7mm - 63,5mm (0.5"-2.5")



The OD Mounted Facing machine SE65 clamps on the outside \varnothing of the tube with clamping collets. One collet per \varnothing is necessary. No distortion of the tubes, even for the thinnest ones.

Powered: Electrically or with cordless electric drive. The tube facing machine can be mounted onto a bench support.

Beveling	Squaring	Counter-boring	Cut to length	Weld Joint Removal	Coating Removal	Saddles	Surfacing
✓	✓	✗	✓	✗	✗	✗	✗



Dimensions

Technical Features:

Specific shapes & angles	
Clamping	Manual
Feed stroke	10 mm (0.394")
Gear drive	1. Level 0 - 425 rpm 2. Level 0 - 1200 rpm 3. Level 0 - 1800 rpm
Electrical or Cordless drive	110 V (1500 W) or 220 V (1050 W)

OD Mounted

Order No.	Description
SE65-1020	Tube Squaring Machine PROTEM SE65 for \varnothing 0.5"-2.5" (12.7mm-63.5mm) with electric cordless drive 220V.
SE65-1030	Tube Squaring Machine PROTEM SE65 for \varnothing 0.5"-2.5" (12.7mm-63.5mm) with electric drive 220V.
SE65-1040	Tube Squaring Machine PROTEM SE65 for \varnothing 0.5"-2.5" (12.7mm-63.5mm) with electric cordless drive 110V.
SE65-1050	Tube Squaring Machine PROTEM SE65 for \varnothing 0.5"-2.5" (12.7mm-63.5mm) with electric drive 110V.



SE2T OD Mounted Tube End Squaring Machine

Standard Capacity: 3mm - 63,5mm (0.118"-2.5")



SE2T with a SE25 Machining Head

2 Machines in one! SE2T= SE25+SE65

The OD Mounted Facing machine SE2T clamps on the outside Ø of the tube with clamping collets. One collet per Ø is necessary. No distortion of the tubes, even for the thinnest ones.

Powered: Electrically or with cordless electric drive. The tube facing machine can be mounted onto a bench support.

Beveling	Squaring	Counter-boring	Cut to length	Weld Joint Removal	Coating Removal	Saddles	Surfacing
✓	✓	✗	✓	✗	✗	✗	✗



SE2T with a SE65 Machining Head

Technical Features:

Specific shapes & angles	I and V
Clamping	Manual
Feed stroke	10 mm (0.394")
Gear drive	1. Level 0 - 425 rpm 2. Level 0 - 1200 rpm 3. Level 0 - 1800 rpm
Electrical or Cordless drive	110 V (1500 W) or 220 V (1050 W)

OD Mounted

SE2T On-Site:



Order No.	Description
SE2T-1020	Tube End Squaring Machine PROTEM SE2T for Ø 0.118"-2.5" (3mm-63.5mm) with electric cordless drive, 220V.
SE2T-1030	Tube End Squaring Machine PROTEM SE2T for Ø 0.118"-2.5" (3mm-63.5mm) ,with electric drive 220V
SE2T-1040	Tube End Squaring Machine PROTEM SE2T for Ø 0.118"-2.5" (3mm-63.5mm) with electric cordless drive, 110V.
SE2T-1050	Tube End Squaring Machine PROTEM SE2T for Ø 0.118"-2.5" (3mm-63.5mm) ,with electric drive 110V

SE25RA Tube Squaring Machine with Angle Drive

Standard Capacity: 3mm - 25,4mm (0.118"-1")



The OD Mounted Facing machine SE25RA clamps on the outside \varnothing of the tube with clamping collets. One collet per \varnothing is necessary. No distortion of the tubes, even for the thinnest ones.

Powered: Electrically or with cordless electric drive. The tube facing machine can be mounted onto a bench support.

Beveling	Squaring	Counter-boring	Cut to length	Weld Joint Removal	Coating Removal	Saddles	Surfacing
✓	✓	✗	✓	✗	✗	✗	✗

OD Mounted



Technical Features:

Specific shapes & angles	
Clamping	Manual
Feed stroke	10 mm (0.394")
Gear drive	1. Level 0 - 425 rpm 2. Level 0 - 1200 rpm 3. Level 0 - 1800 rpm
Electrical or Cordless drive	110 V (1500 W) or 220 V (1050 W)

Order No.	Description
SE25RA-1020	Tube Squaring Machine PROTEM SE-25RA for \varnothing 0.118"-1" (3mm-25.4mm) with right angle cordless drive.
SE25DASH-1020	Tube Squaring Machine PROTEM SE25 DASH for \varnothing 0.118"-1" (3mm-25.4mm) with cordless drive. Adapted for aerospace applications.
SE25RA-DASH-1020	Tube Squaring Machine PROTEM SE25RA-DASH for \varnothing 0.118"-1" (3mm-25.4mm) with right angle cordless drive. Adapted for aerospace applications.

SE65RA Tube End Squaring Machine with Angle Drive

Standard Capacity: 12,7mm - 63,5mm (0.5"-2.5")



The OD Mounted Facing machine SE65RA clamps on the outside \varnothing of the tube with clamping collets. One collet per \varnothing is necessary. No distortion of the tubes, even for the thinnest ones.

Powered: Electrically or with cordless electric drive. The tube facing machine can be mounted onto a bench support.

Beveling	Squaring	Counter-boring	Cut to length	Weld Joint Removal	Coating Removal	Saddles	Surfacing
✓	✓	✗	✗	✗	✗	✗	✗



Technical Features:

Specific shapes & angles	I and V
Clamping	Manual
Feed stroke	10 mm (0.394")
Gear drive	1. Level 0 - 425 rpm 2. Level 0 - 1200 rpm 3. Level 0 - 1800 rpm
Electrical or Cordless drive	110 V (1500 W) or 220 V (1050 W)

OD Mounted

Order No.	Description
SE65RA-1020	Tube Squaring Machine PROTEM SE-65RA for \varnothing 0.5"-2.5" (12.7mm-63.5mm) with right angle cordless drive.
SE65DASH-1020	Tube Squaring Machine PROTEM SE65 DASH for \varnothing 0.5"-2.5" (12.7mm-63.5mm) with cordless drive. Adapted for aerospace applications.
SE65RA-DASH-1020	Tube Squaring Machine PROTEM SE65RA-DASH for \varnothing 0.5"-2.5" (12.7mm-63.5mm) with right angle cordless drive. Adapted for aerospace applications.

SE Crates:




Order No.	Description
SE25-K04	Transport box for SE25 with cordless electric drive
SE25-K05	Transport box for SE25
SE65-K03	Transport box for SE65 with battery
SE65-K04	Transport box for SE65
SE2T-K01	Transport box for SE-2T

SE25 Insert Holders:

Order No.	Description	Picture
SE25-31	Insert Holder 30° for SE25 & SE2T	
SE25-3110	Insert Holder 37°30 for SE25 & SE2T	
SE25-33	Insert Holder 90° for SE25E & SE2T	

SE Collets:

Order No.	Description
SE25-2000-(Please specify the required Ø)	Clamping collet for SE25 and SE2T for (Please specify the required Ø)
SE25-2300-(Please specify the required Ø)	Clamping collet short version for SE25 and SE2T for Micro Fittings (Please specify the required Ø)
SE65-2000-(Please specify the required Ø)	Clamping collet for SE65 and SE2T for (Please specify the required Ø)



OD Mounted

Order No.	Description	Picture
O-SE-P0-3.-H-T-24	Tool-bit for SE25	
O-SE-P1-3.-H-F-20	Tool-bit for SE25 material HSSE, coating: TiALN	
O-SE-P1-3.-C-T-20A	Tool-bit for SE25 material carbide, coating: TiN	
O-SE-P1-3.-H-T-20	Tool-bit for SE25 material HSSE, coating: TiN	
O-SE-P1-3.-C-F-20A	Tool-bit for SE25 material carbide, coating: TiALN	
O-SE-P1-3.-H-HC-20	Tool-bit for SE25 material HSSE, coating: TiSiN	
O-SE-P2-3.-H-T-25	Insert, right, material HSSE with TiN coating	
O-SE-P2-3.-H-F-25	Insert, right, material HSSE with TiALN coating	
O-SE-P3-3.-H-T-25A		
O-SE-P3-3.-H-F-25A	Insert right for J-prep with radius 1.5, material HSSE with TiALN coating	
O-SE-P3-3.-H-T-25C	Insert, right for J-prep with radius 2	
O-SE-P4-3.-H-T-26		
O-SE-P4-3.-H-F-26	Insert, left, material HSSE with TiALN coating	
O-SE-P5-3.-H-T-26A	Insert, left for J-prep with radius 1.5, material HSSE with TiN coating	
O-SE-P5-3.-H-F-26A	Insert, left, for J-prep with radius 1.5, material HSSE with TiALN coating	