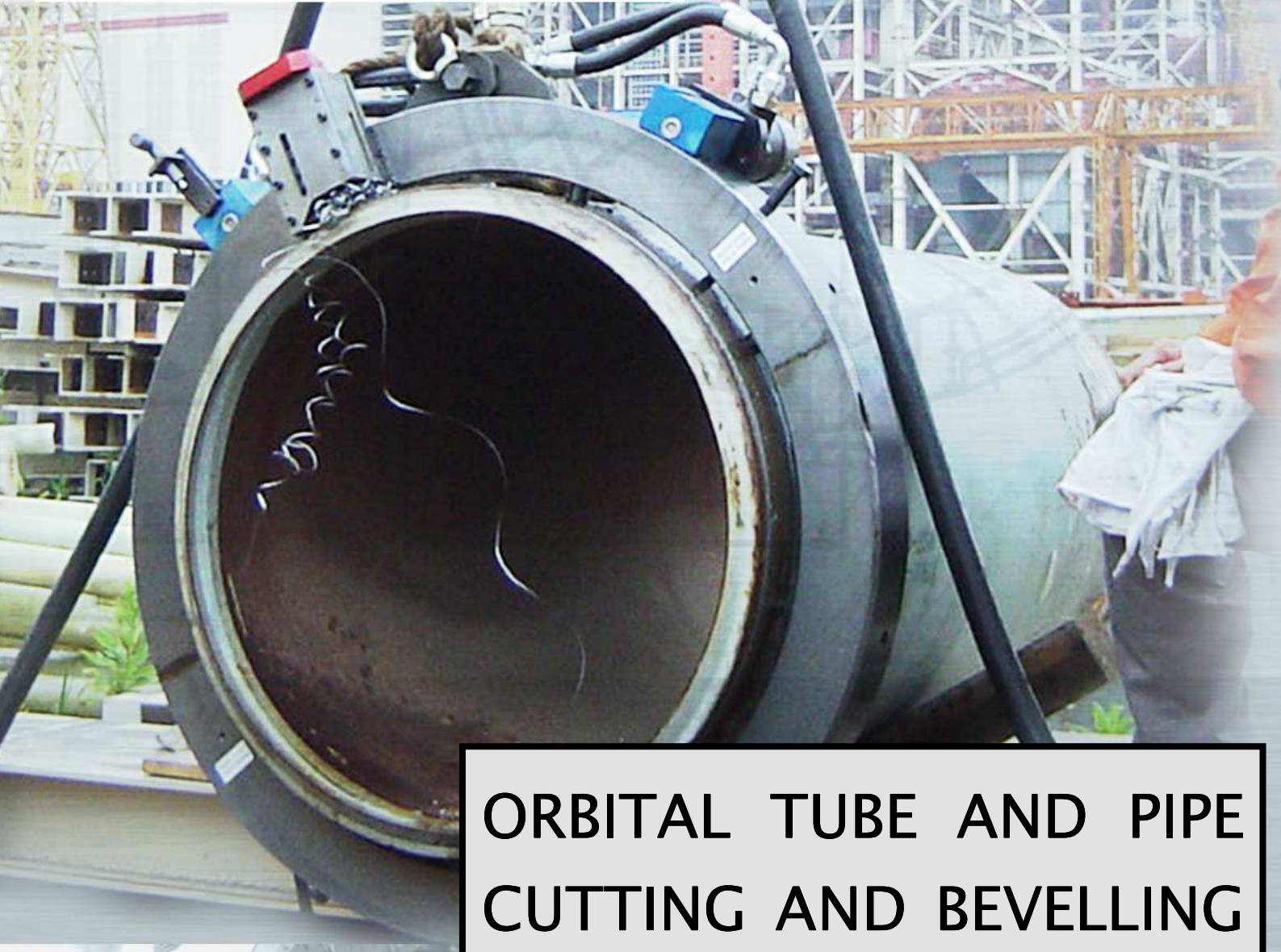





**PROTEM**  
A CUT ABOVE THE REST



**ORBITAL TUBE AND PIPE  
CUTTING AND BEVELLING  
MACHINES TT-NG**

**SPLIT FRAMES – CLAMSHELLS**





**SPLIT FRAMES  
CLAMSHELLS  
TT-NG**

## **ORBITAL TUBE AND PIPE CUTTING AND BEVELLING MACHINES**

**PORTABLE PIPE  
SEVERING!**


**LIGHT WEIGHT – VERSATILE – RELIABLE – TO SEVER AND TO BEVEL –  
SAFE USE UNDER ALL CONDITIONS**

**The Protem TT-NG series feature a very robust design, easy to handle,  
the most reliable, the most powerful machine in the world!**

The tube cutting machines of the TT-NG-series are accurate in cutting and/or bevelling tubes and pipes of all schedules individually or in one simultaneous operation. These machines are especially designed to machine heavy wall tubes and pipes. They are very robust and can be used in various positions.

Counter boring jobs and cutting with wheels are also possible. The wide range of diameters covered by each model TT-NG features an additional advantage.

Their split frame configuration allows their opening in 2 half-shells. For the manual clamping, 4 independent adjustable jaws are used. The machines have a rear centring feature and completely enclosed drive gears for the operators' safety.






# SPLIT FRAMES CLAMSHELLS TT-NG

## BEVELLING AND WELD END PREP EQUIPMENT

The TT-NG can be equipped with ovality copying carriages enabling to correct the defaults of ovality of tubes and pipes. They can also be remotely controlled for operations in areas under ionizing radiations or under water/subsea operations.

Several configurations of tool holders are available including wheel holders enabling for example the replacement of steam generators 36", 90 mm wall thickness with severing tools and to cut the remaining 10 mm with wheels in order to reduce the production of chips and thus contamination.)

WE DELIVER  
UNMATCHED  
SOLUTIONS!





**SPLIT FRAMES  
CLAMSHELLS  
TT-NG**

**ORBITAL TUBE AND PIPE  
CUTTING AND BEVELLING  
MACHINES**

**NO HEAT  
AFFECTED ZONE!**

**Machining and clamping capacity  
according to the type of machine:**

60.3 mm OD - 2235.2 mm OD

2" - 88" OD

> 2235.2 mm (88") on request

**Clamping:**

Manual with key

**Bevel forms:**

Facing, 30 and 37°30 bevel, J-bevel,  
compound bevel, others on request

**Feed:**

Automatic with clutch

**Motorisation:**

Pneumatic or hydraulic  
Electric drives on request

**Machine is delivered with:**

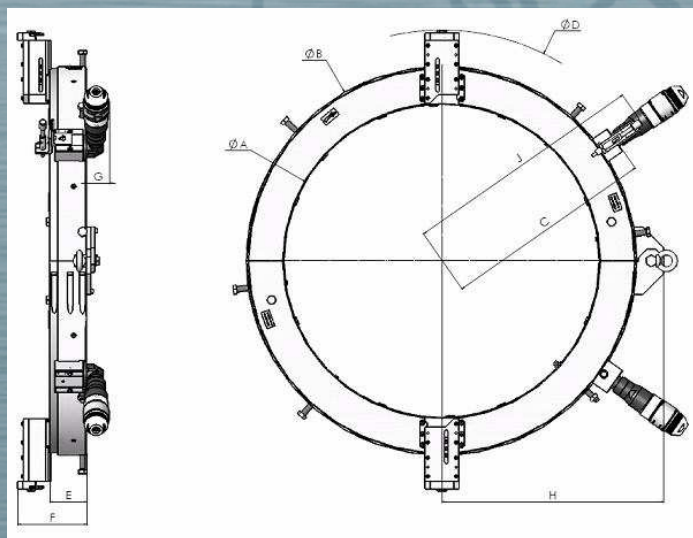
- 2 tool holder
- 1 pointed cutting tool bit
- 1 severing cutting tool bit
- Key, screws
- Operating manual



## TECHNICAL DATA

Model TTNG	Machining capacity in mm	Machining capacity in inch	ØA mm	ØB mm	C mm	ØD mm	E mm	F mm	G mm	H mm	J mm	Weight
114	Ø 26.7 - Ø 114.3	¾" - 4"	121	271	190	400	108.6	202.6	66	189	377	38
168	Ø 60.3 - Ø 168.3	2" - 6"	175	325	217	460	108,6	202.6	66	216	407	44
219	Ø 114.3 - Ø 219.1	4" - 8"	223	373	241	508	108,6	202.6	66	240	431	51
273	Ø 168.3 - Ø 273.1	6" - 10"	283	433	271	570	108,6	202.6	66	270	462	56
323	Ø 219.1 - Ø 323.9	8" - 12"	331	481	295	619	108.6	202.6	66	294	486	60
406	Ø 273.1 - Ø 406.4	10" - 16"	415	565	337	688	108,6	202.6	66	336	521	74
508	Ø 323.9 - Ø 508.0	12" - 20"	517	667	388	790	108,6	202.6	66	387	572	86
610	Ø 406.4 - Ø 610.0	16" - 24"	619	788	449	895	108,6	202.6	66	473,5	624	96
762	Ø 558.8 - Ø 762.0	22" - 30"	775	944	526	1200	108.6	202.6	66	551,5	776	123
900	Ø 660.4 - Ø 914.4	26" - 36"	926	1146	622	1354	108,6	202.6	66	652,5	854	196
1016	Ø 812.8 - Ø 1016.0	32" - 42"	1040	1260	684	1458	108,6	202.6	66	709,5	906	240
1200	Ø 914.4 - Ø 1219.2	36" - 48"	1262	1540	826	1676	120.6	228	128	857	1015	350
1400	Ø 1120.0 - Ø 1420.0	44" - 56"	1460	1730	910	1874	118.1	213	170	945	1114	410
1600	Ø 1320.8 - Ø 1625.6	52" - 64"	-	-	-	-	-	-	-	-	-	-
1800	Ø 1524 - Ø 1828.8	60" - 72"	-	-	-	-	-	-	-	-	-	-
2000	Ø 1727.2 - Ø 2032	68" - 80"	-	-	-	-	-	-	-	-	-	-
2200	Ø 1930.4 - Ø 2235.2	76" - 88"	-	-	-	-	-	-	-	-	-	-

\* The weights as indicated include the machine completely equipped with its tool holders and drive (s).  
Orbital tube cutting machines for diameters larger than 88" on request.



## TECHNICAL DATA

<b>TT-KS</b>	Copying carriage Stroke 50 (1,9"), 100 (3,9"), above 100 mm (3,9") mm on request	
<b>TT-DEL</b>	Counter boring carriage Stroke 50 (1,9"), 100 (3,9"), above 100 mm (3,9") on request	
<b>TT-ODT</b>	OD Tracker for TT219-610 OD Tracker for TT762 OD Tracker for TT900-1000	
<b>TT-SRH</b>	Cutting roll holder for TT-Machines	
<b>F-Lub-0,5-L</b>	Oil for lubricating filters bottle 0,5 liter	
<b>F-Lub-1-L</b>	Oil for lubricating filters bottle 1 liter	
<b>F-Lub-5-L</b>	Oil for lubricating filters bottle 5 liter	
<b>HY-HPP 050</b>	Hydraulic Power Pack ( 5,5 kW)	
<b>FRL300</b>	Maintenance unit for pneumatically operated machines with dual motor pack	
<b>KIT02</b>	Flexible tubing set for pneumatically operated machines	
<b>OPT-RP</b>	Regulation Valve	
<b>OPT-SPH</b>	Chip Hook	
<i>Other options on request</i>		

## TECHNICAL DATA

Order no.	Article
O-TTN-TT1-5-H-PL	O-TTN-TT1-5-H-PL severing tool bit, max. wall thickness 35 mm
O-TTN-TT1-5-H-F-PL	O-TTN-TT1-5-H-F-PL severing tool bit, max. wall thickness 35 mm
O-TTN-TT1-5-H-PT	O-TTN-TT1-5-H-PT pointed tool bit, max. wall thickness 35 mm
O-TTN-TT1-5-H-F-PT	O-TTN-TT1-5-H-F-PT pointed tool bit, max. wall thickness 35 mm
O-TTN-TT2-12-H-2	O-TTN-TT2-12-H-2 bevelling tool bit 30°, wall thickness 27 mm
O-TTN-TT2-12-H-F-2	O-TTN-TT2-12-H-F-2 bevelling tool bit 30°
O-TTN-TT3-12-H-3	O-TTN-TT3-12-H-3 bevelling tool bit 37°30, wall thickness 20 mm
O-TTN-TT3-12-H-F-3	O-TTN-TT3-12-H-F-3 bevelling tool bit 37°30, wall thickness 20 mm
O-TTN-TT4-12-H-4	O-TTN-TT4-12-H-4 bevelling tool bit 45°
O-TTN-TT5-12-H-5	O-TTN-TT5-12-H-5 bevelling tool bit 30°, reversed
O-TTN-TT6-12-H-6	O-TTN-TT6-12-H-6 bevelling tool bit 37°30, reversed
O-TTN-TT7-25-H-7	O-TTN-TT7-25-H-7 bevelling tool bit 30°, wall thickness 35 mm
O-TTN-TT8-25-H-8	O-TTN-TT8-25-H-8 bevelling tool bit 37°30, wall thickness 35 mm
O-TTN-TT9-25-H-9	O-TTN-TT9-25-H-9 bevelling tool bit for double bevel
O-TTN-TT9I-25-H-9	O-TTN-TT9I-25-H-9 30° reversed bevelling tool bit for double bevel
O-TTN-TT10-12-H-10	O-TTN-TT10-12-H-10 bevelling tool bit 37°30, double bevel, wall thickness 18 mm
O-TTN-TT10I-12-H-10	O-TTN-TT10I-12-H-10 bevelling tool bit 37°30, double bevel, wall thickness 18 mm, reversed
O-TTN-TT11-5-H-PL	O-TTN-TT11-5-H-PL severing tool bit, max. wall thickness 90 mm
O-TTN-TT11-5-H-PT	O-TTN-TT11-5-H-PT pointed tool bit, max. wall thickness 90 mm
O-TTN-TT12-25-H-12	O-TTN-TT12-25-H-12 30° bevelling tool bit for double bevel, wall thickness 46 mm
O-TTN-TT12I-25-H-12	O-TTN-TT12I-25-H-12 30° bevelling tool bit for double bevel, wall thickness 46 mm, reversed
O-TTN-TT13-25-H-13	O-TTN-TT13-25-H-13 30° bevelling tool bit for double bevel, wall thickness 39 mm
O-TTN-TT13I-25-H-13	O-TTN-TT13I-25-H-13 30° bevelling tool bit for double bevel, wall thickness 39 mm, reversed
O-TTN-TT14-25-H-14	O-TTN-TT14-25-H-14 bevelling tool bit 37°30, wall thickness 50 mm
O-TTN-TT14I-25-H-14	O-TTN-TT14I-25-H-14 bevelling tool bit 37°30, wall thickness 50 mm, reversed
O-TTNTT15-8-H-PL	O-TTNTT15-8-H-PL severing tool bit, max. wall thickness 90 mm, width 30 mm
O-TTN-TT15-8-H-PT	O-TTN-TT15-8-H-PT pointed tool bit, max. wall thickness 90 mm, width 30 mm
O-TTN-TT16-8-H-PL	O-TTN-TT16-8-H-PL severing tool bit, max. wall thickness 90 mm, height 8 mm
O-TTN-TT16-8-H-PT	O-TTN-TT16-8-H-PT pointed tool bit, max. wall thickness 90 mm, width 8 mm
O-TTN-TT17-25-H-17	O-TTN-TT17-25-H-17 37°30 / 10° bevelling tool bit for compound bevel
O-TTN-TT17I-25-H-17	O-TTN-TT17I-25-H-17 37°30 / 10° bevelling tool bit for compound bevel, reversed

## TECHNICAL DATA

O-TTN-TT18-25-H-18	O-TTN-TT18-25-H-18 37°30' / 10° bevelling tool bit for compound bevel, wall thickness 45 mm
O-TTN-TT18I-25-H-18	O-TTN-TT18I-25-H-18 37°30' / 10° bevelling tool bit for compound bevel, reversed
O-TTN-TT19-25-H-19	O-TTN-TT19-25-H-19 37°30' / 10° bevelling tool bit for compound bevel, wall thickness 50 mm
O-TTN-TT19I-25-H-19	O-TTN-TT19I-25-H-19 37°30' / 10° bevelling tool bit for compound bevel, reversed
O-TTN-TT20-25-H-20	O-TTN-TT20-25-H-20 30° / 10° bevelling tool bit for compound bevel, wall thickness 35 mm
O-TTN-TT20I-25-H-20	O-TTN-TT20I-25-H-20 30° / 10° bevelling tool bit for compound bevel, reversed
O-TTN-TT21-25-H-21	O-TTN-TT21-25-H-21 30° / 10° bevelling tool bit for compound bevel, wall thickness 45 mm
O-TTN-TT21I-25-H-21	O-TTN-TT21I-25-H-21 30° / 10° bevelling tool bit for compound bevel, reversed
O-TTN-TT22-25-H-22	O-TTN-TT22-25-H-22 30° / 10° bevelling tool bit for compound bevel, wall thickness 50 mm
O-TTN-TT22I-25-H-22	O-TTN-TT22I-25-H-22 30° / 10° bevelling tool bit for compound bevel, reversed
O-TTN-TT23-25-H-23	O-TTN-TT23-25-H-23 30° bevelling tool bit for double bevel, wall thickness 50 mm
O-TTN-TT23I-25-H-23	O-TTN-TT23I-25-H-23 30° bevelling tool bit for double bevel, wall thickness 50 mm, reversed
O-TTN-TT24-12-H-24	O-TTN-TT24-12-H-24 30° bevelling tool bit for double bevel, wall thickness 22 mm
O-TTN-TT24I-12-H-24	O-TTN-TT24I-12-H-24 30° bevelling tool bit for double bevel, wall thickness 22 mm, reversed







**SPLIT FRAMES  
CLAMSHELLS  
TT-NG**

## CONTACT & COMMENTS

### Our commitment! Your satisfaction!

Serving our customers around the world with competence, efficiency and a reliable service is our main target. Whatever your questions, do not hesitate to consult us. Our staff will be always advise you in a professional manner the right equipment that will meet your technical requirements

**Call or email us for more information**

**PROTEM GmbH**

Am Hambiegel 27

76706 Dettenheim

Phone: +49 (0) 7247 9393 - 0

Fax: +49 (0) 7247 9393 - 33

[info@protem-gmbh.de](mailto:info@protem-gmbh.de)

[www.protem-gmbh.de](http://www.protem-gmbh.de)

**PROTEM SAS**

Z.I. Les Bosses

26800 Etoile-sur-Rhone

Phone: +33 (0) 4 75 57 41 41

Fax: +33 (0) 4 75 57 41 49

[contact@protem.fr](mailto:contact@protem.fr)

[www.protem.fr](http://www.protem.fr)

Your comments:

---

---

---

---